

RTH



6.31

- **Totally renewed** machine control **software**
- Completely upgraded **dynamic load chart** display
- **Unrivalled** lifting **performance**
- **Hydraulic** and **electric** completely revised to facilitate After Sales service

MAIN SECTORS



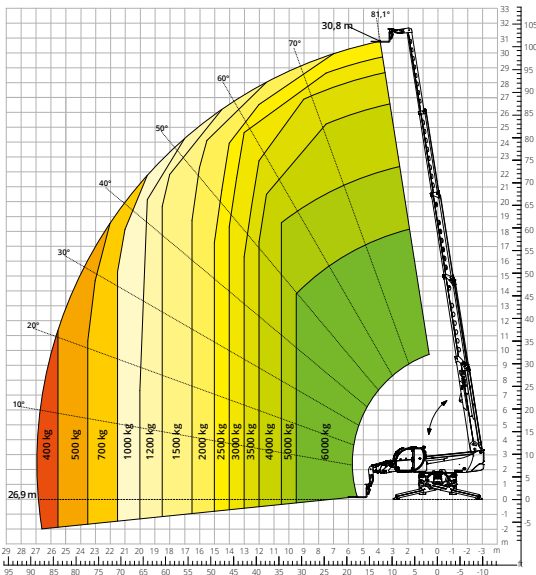
MANUFACTURING



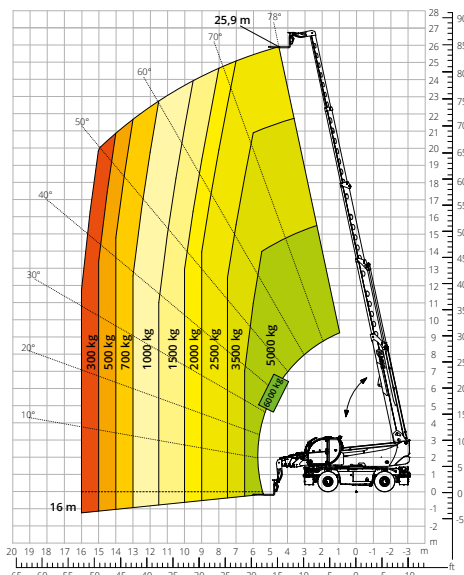
CONSTRUCTION



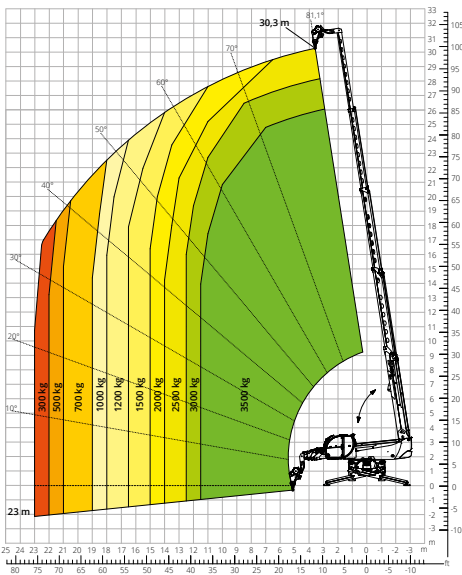
Load chart for
FULLY EXTENDED STABILISERS (360°)



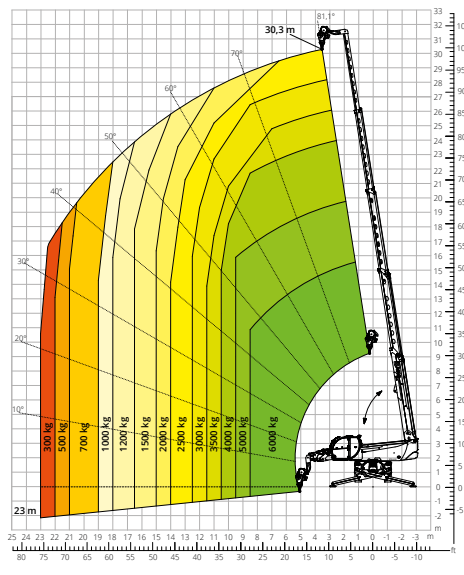
Load chart
FOR FRONT ATTACHMENT ON TYRES



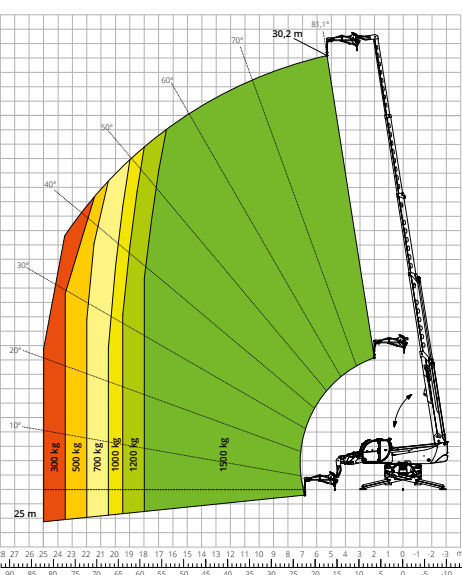
Load chart for
WINCH 3,500 kg



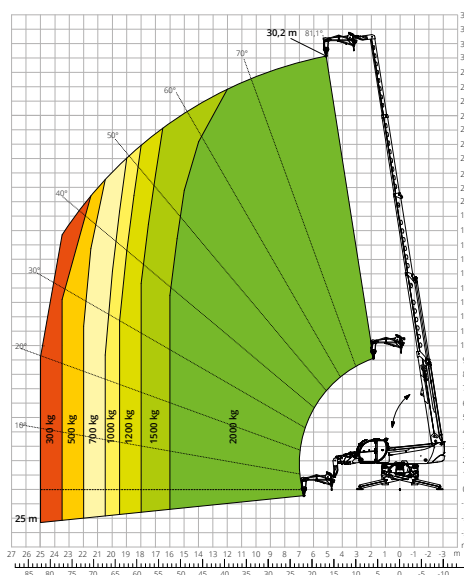
Load chart for
WINCH 6,000 kg



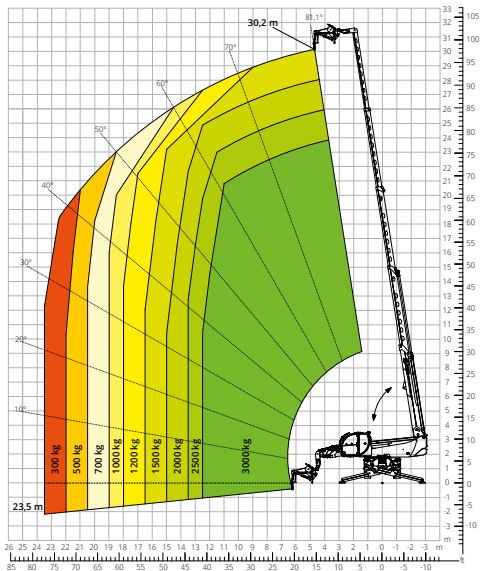
Load chart for
JIB WITH WINCH 1,500 kg



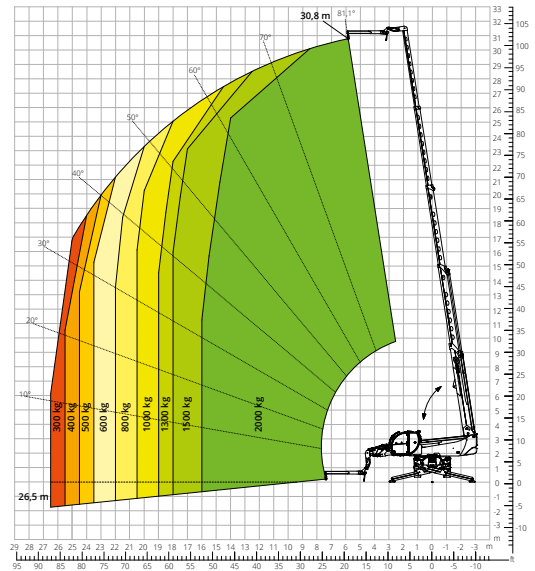
Load chart for
JIB WITH WINCH 2,000 kg



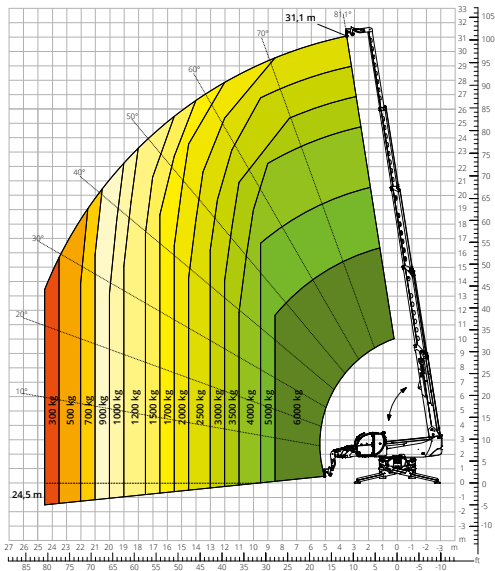
Load chart for
JIB WITH WINCH 3,000 kg



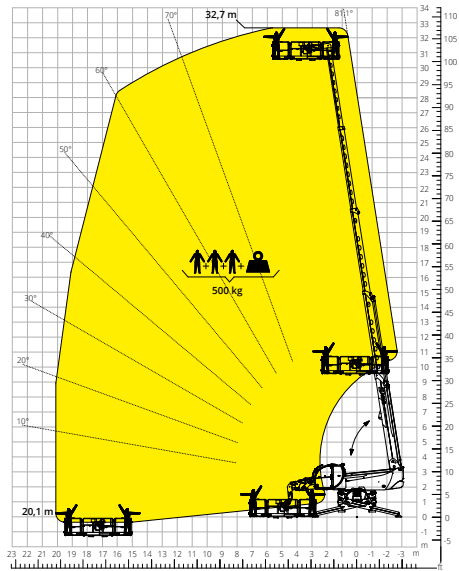
Load chart for
JIB 2,000 kg



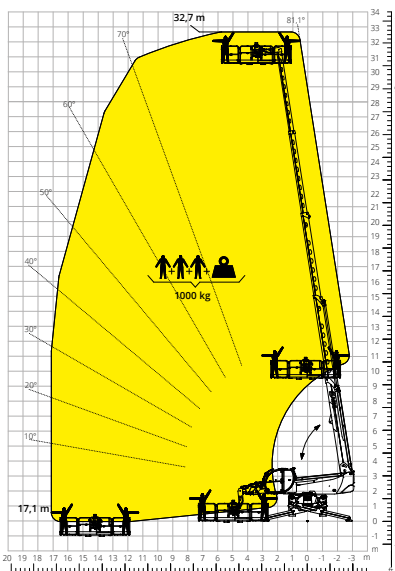
Load chart for
HOOK 6,000 kg



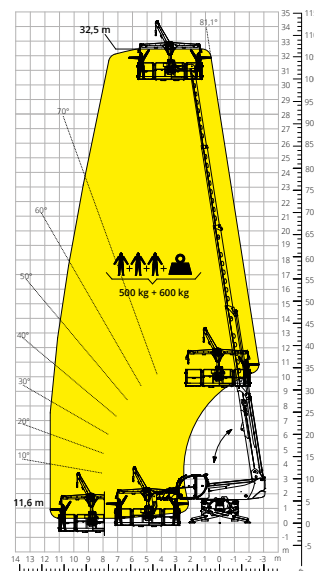
Load chart for
ROTATING EXTENDABLE PLATFORM 500 kg



Load chart for
ROTATING EXTENDABLE PLATFORM 1,000 kg

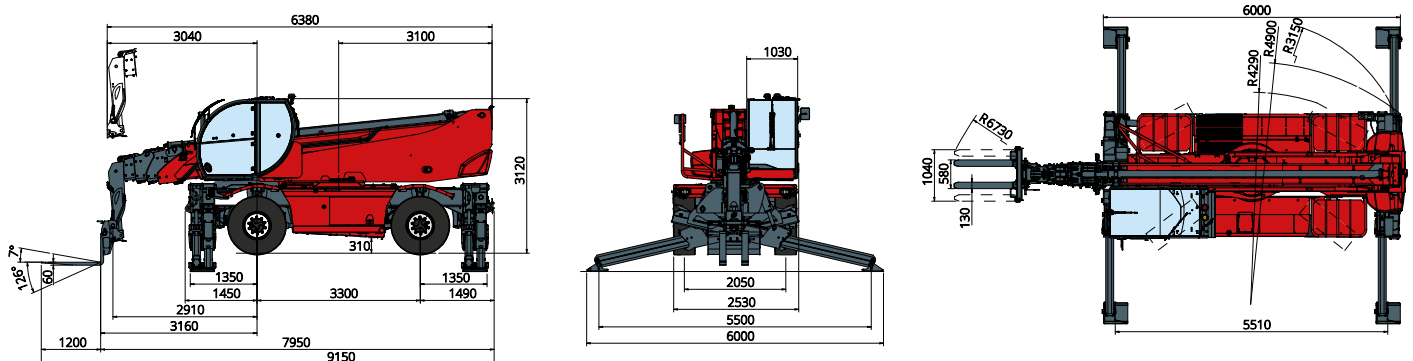


Load chart for
PLATFORM 500 kg WITH WINCH 600 kg



RTH 6.31

Machine model	Rotating telescopic handler	RTH 6.31	
	Maximum lifting capacity	6,000 kg	
	Maximum reach	26.9 m	
	Maximum lifting height	30.8 m	
	Rotation	360° (continuous)	
Stabilisers	Type	Scissor stabilisers with single telescopic extension (Magni patent)	
	Controls	Independent or combined	
Engine	Type	Volvo TAD 582 VE Stage V	Volvo TAD 552 VE Stage IIIA
	Rated power	160 kW (218 hp) at 2,300 rpm	160 kW (218 hp) at 2,200 rpm
	Maximum torque	925 Nm at 1,380 rpm	910 Nm at 1,450 rpm
	Displacement	5,130 cm ³	
	Cylinders	4 in line	
	Engine type	Turbocharged direct injection diesel	
	Cooling system	Water – intercooler	
	Number of batteries	2 x 12 V	
	Battery type	SHD	
	Battery capacity	1,200 A-190 Ah	
Transmission	Type	Hydraulic	
	Maximum pressure	480 bar	
	Gearbox	2 speeds forward-reverse	
Axles and brakes	Type	Axles with planetary gearboxes	
	Front axle	Oscillating and steering with levelling, +/-8°	
	Rear axle	Oscillating and steering with hydraulic lock	
	No. of steering wheels	4WS	
	Steering mode	Frontal/Concetric/Crab	
	Service brake	Hydraulically operated wet multi-disk brakes on each axle	
	Parking brake	Hydraulic with negative action	
	Tyre sizes	445/65 R22.5	
Performance	Max. travel speed	40 km/h	
	Drawbar pull	89 kN	
	Gradeability	41%	
	Turning radius (at forks)	6,730 mm	
Weights	Total unladen*	22,600 kg	
	Front axle unladen (boom retracted and lowered)*	10,400 kg	
	Rear axle unladen (boom retracted and lowered)*	12,000 kg	
Tank and system capacities	Diesel fuel tank	270 l	270 l
	AdBlue	40 l	/
	Hydraulic fluid	160 l	160 l
	Engine oil	16 l	16 l
	Coolant	40 l	40 l
Hydraulic circuit for movements	Circuit type	Load sensing	
	Service pump	Variable displacement piston pump	
	Max. hydraulic flow rate	170 l/min	
	Max. working pressure	350 bar	
	Distributor for boom and turret movements	SIL 2 electro-proportional valve	
Movements control	2 two-axis Danfoss joysticks with deadman safety device		
Standards met	2006/42/EC: EU Machinery Directive		
	2016/1628: EU Regulation on the emissions of stage V engines		
	EN 1459-X: Relating to standards on the safety requirements for variable reach machines		
	EN 280/EN 280-1/EN 280-2: standards relating to mobile elevating work platforms (if available)		
	ROPS/level 2 FOPS: relating to the standards for protective structures		



The data given in this brochure are provided for information purposes and are subject to change without prior notice. All images are purely guideline and might not give an exact representation of the product. *the stated weight refers to the vehicle unladen with standard equipment and may vary depending on the chosen configuration